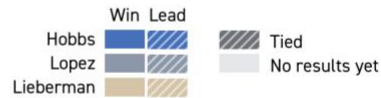
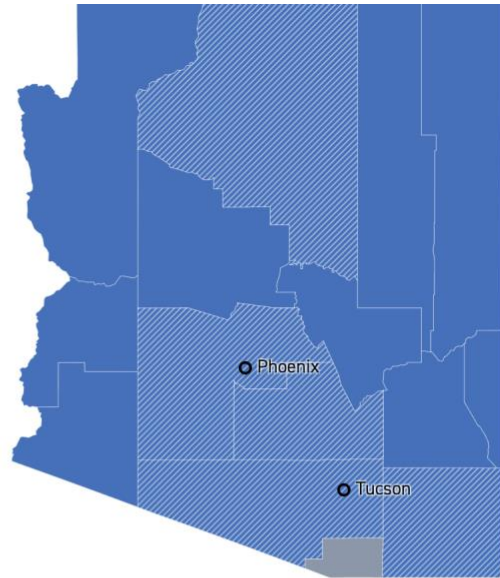


# ARIZONA 2022 PRIMARY ELECTION RESULTS

## Governor (Dem primary)

CANDIDATE	VOTES	PCT.
<span style="color: blue;">●</span> Katie Hobbs ✓	430,457	<b>72.3%</b>
<span style="color: grey;">●</span> Marco Lopez	135,796	<b>22.8%</b>
<span style="color: gold;">●</span> Aaron Lieberman	28,780	<b>4.8%</b>

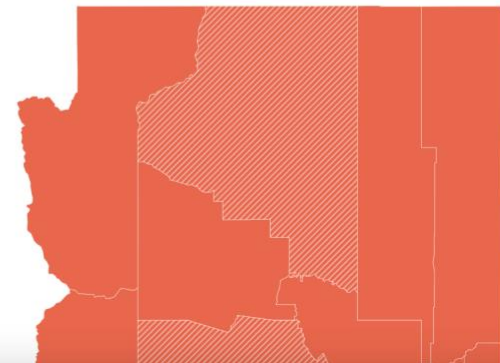
94.5% of expected vote in



## Governor (GOP primary)

CANDIDATE	VOTES	PCT.
<span style="color: red;">●</span> Kari Lake ✓	398,085	<b>48%</b>
<span style="color: pink;">●</span> Karrin Taylor Robson	358,313	<b>43.2%</b>
<span style="color: gold;">●</span> Matt Salmon	30,659	<b>3.7%</b>
<span style="color: grey;">●</span> Scott Neely	25,816	<b>3.1%</b>

99% of expected vote in



## U.S. Senator (Dem primary)

Mark Kelly\* DEM ran unopposed.

\*Incumbent



## Arizona's 1st District

### Democratic results

CANDIDATE	VOTES	PCT.
Jevin Hodge <span>DEM</span> ✓	46,144	62% <span>▬</span>
Adam Metzendorf <span>DEM</span>	28,267	38% <span>▬</span>

99% of expected vote in

### Republican results

CANDIDATE	VOTES	PCT.
David Schweikert* <span>GOP</span> ✓	52,067	43.6% <span>▬</span>
Elijah Norton <span>GOP</span>	39,435	33% <span>▬</span>
Joshua Barnett <span>GOP</span>	27,999	23.4% <span>▬</span>

99% of expected vote in

\*Incumbent



## Arizona's 2nd District

### Democratic results

Tom O'Halleran\* DEM ran unopposed.

\*Incumbent

### Republican results

CANDIDATE	VOTES	PCT.
Eli Crane <span>GOP</span> ✓	38,661	35.8% <span>▬</span>
Walter Blackman <span>GOP</span>	26,376	24.4% <span>▬</span>
Mark DeLuzio <span>GOP</span>	18,508	17.1% <span>▬</span>
Andy Yates <span>GOP</span>	7,460	6.9% <span>▬</span>

99% of expected vote in

## U.S. Senator (GOP primary)

CANDIDATE	VOTES	PCT.
● Blake Masters ✓	326,541	40.2% <span>▬</span>
● Jim Lamon	228,212	28.1% <span>▬</span>
● Mark Brnovich	143,929	17.7% <span>▬</span>
● Michael McGuire	70,987	8.7% <span>▬</span>

99% of expected vote in



## Arizona's 3rd District

### Democratic results

Ruben Gallego **DEM** ran unopposed.

### Republican results

Jeff Zink **GOP** ran unopposed.



## Arizona's 4th District

### Democratic results

Greg Stanton\* **DEM** ran unopposed.

\*Incumbent

### Republican results

CANDIDATE	VOTES	PCT.
Kelly Cooper <b>GOP</b> ✓	20,281	<b>28.4%</b> ▶
Tanya Wheelless <b>GOP</b>	18,166	<b>25.4%</b> ▶
Dave Giles <b>GOP</b>	13,348	<b>18.7%</b> ▶
Rene Lopez <b>GOP</b>	10,149	<b>14.2%</b> ▶

99% of expected vote in



## Arizona's 5th District

### Democratic results

Javier Ramos **DEM** ran unopposed.

### Republican results

Andy Biggs\* **GOP** ran unopposed.

\*Incumbent



## Arizona's 5th District

### Democratic results

Javier Ramos **DEM** ran unopposed.

### Republican results

Andy Biggs\* **GOP** ran unopposed.

\*Incumbent



## Arizona's 6th District

### Democratic results

CANDIDATE	VOTES	PCT.
Kirsten Engel <b>DEM</b> ✓	53,873	59.1%
Daniel Hernandez <b>DEM</b>	31,651	34.7%
Avery Anderson <b>DEM</b>	5,620	6.2%

99% of expected vote in

### Republican results

CANDIDATE	VOTES	PCT.
Juan Ciscomani <b>GOP</b> ✓	49,194	47.1%
Brandon Martin <b>GOP</b>	21,810	20.9%
Kathleen Winn <b>GOP</b>	19,443	18.6%
Young Mayberry <b>GOP</b>	8,899	8.5%

99% of expected vote in



## Arizona's 7th District

### Democratic results

Raul Grijalva\* **DEM** ran unopposed.

\*Incumbent

### Republican results

CANDIDATE	VOTES	PCT.
Luis Pozzolo <b>GOP</b> ✓	20,222	69.3%
Nina Becker <b>GOP</b>	8,975	30.7%



## Arizona's 8th District

### Republican results

Debbie Lesko\* **GOP** ran unopposed.

\*Incumbent



## Arizona's 9th District

### Republican results

CANDIDATE	VOTES	PCT.
Paul Gosar* <b>GOP</b> ✓	67,339	<b>66%</b>
Randy Kutz <b>GOP</b>	13,387	<b>13.1%</b>
Adam Morgan <b>GOP</b>	12,508	<b>12.3%</b>
Sandra Dowling <b>GOP</b>	8,851	<b>8.7%</b>

99% of expected vote in

\*Incumbent

Source: <https://www.politico.com/2022-election/results/arizona/>