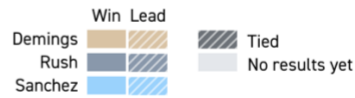


# FLORIDA 2022 PRIMARY ELECTION RESULTS

## U.S. Senator (Dem primary)

CANDIDATE	VOTES	PCT.
Val Demings ✓	1,262,347	84.3%
Brian Rush	94,057	6.3%
William Sanchez	84,461	5.6%
Ricardo De La Fuente	56,663	3.8%

99% of expected vote in



## U.S. Senator (GOP primary)

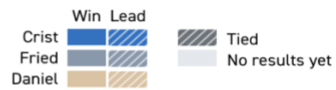
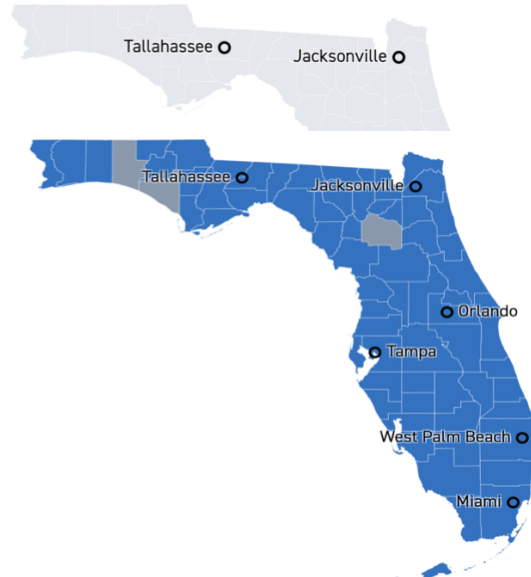
Marco Rubio\* **GOP** ran unopposed.

\*Incumbent

## Governor (Dem primary)

CANDIDATE	VOTES	PCT.
Charlie Crist ✓	903,580	59.7%
Nikki Fried	534,838	35.3%
Cadance Daniel	38,135	2.5%
Robert Willis	36,720	2.4%

99% of expected vote in



## Governor (GOP primary)

Ron DeSantis\* **GOP** ran unopposed.

\*Incumbent





## Florida's 1st District

### Democratic results

CANDIDATE	VOTES	PCT.
Rebekah Jones <span>DEM</span> ✓	21,868	62.6%
Peggy Schiller <span>DEM</span>	13,085	37.4%

99% of expected vote in

### Republican results

CANDIDATE	VOTES	PCT.
Matt Gaetz* <span>GOP</span> ✓	73,325	69.7%
Mark Lombardo <span>GOP</span>	25,702	24.4%
Greg Merk <span>GOP</span>	6,164	5.9%

99% of expected vote in

\*Incumbent



## Florida's 2nd District

### Democratic results

Al Lawson* <span>DEM</span> ran unopposed.
--

\*Incumbent

### Republican results

Neal Dunn* <span>GOP</span> ran unopposed.
--

\*Incumbent



## Florida's 3rd District

### Democratic results

CANDIDATE	VOTES	PCT.
Danielle Hawk <span>DEM</span> ✓	37,142	67.6%
Tom Wells <span>DEM</span>	17,781	32.4%

99% of expected vote in

### Republican results

CANDIDATE	VOTES	PCT.
Kat Cammack* <span>GOP</span> ✓	63,244	85.2%
Justin Waters <span>GOP</span>	11,014	14.8%

99% of expected vote in

\*Incumbent



## Florida's 4th District

### Democratic results

CANDIDATE	VOTES	PCT.
LaShonda Holloway <span>DEM</span>	29,330	50.2%
Anthony Hill <span>DEM</span>	29,125	49.8%

99% of expected vote in

### Republican results

CANDIDATE	VOTES	PCT.
Aaron Bean <span>GOP</span> ✓	49,036	68.1%
Erick Aguilar <span>GOP</span>	18,593	25.8%
Jon Chuba <span>GOP</span>	4,386	6.1%

99% of expected vote in



## Florida's 5th District

### Republican results

CANDIDATE	VOTES	PCT.
John Rutherford* <span>GOP</span> ✓	87,599	65.7%
Mara Macie <span>GOP</span>	23,563	17.7%
Leigha Lopez <span>GOP</span>	22,245	16.7%

99% of expected vote in

\*Incumbent



## Florida's 6th District

### Republican results

CANDIDATE	VOTES	PCT.
Michael Waltz* <span>GOP</span> ✓	65,641	77.4%
Charles Davis <span>GOP</span>	19,159	22.6%

99% of expected vote in

\*Incumbent



## Florida's 7th District

### Democratic results

CANDIDATE	VOTES	PCT.
Karen Green <span>DEM</span> ✓	23,032	44.9%
Al Krulick <span>DEM</span>	10,782	21%
Hilsia Fernandez <span>DEM</span>	10,254	20%
Allek Pastrana <span>DEM</span>	7,284	14.2%

99% of expected vote in

### Republican results

CANDIDATE	VOTES	PCT.
Cory Mills <span>GOP</span> ✓	27,734	37.9%
Anthony Sabatini <span>GOP</span>	17,314	23.7%
Brady Duke <span>GOP</span>	11,212	15.3%
Ted Edwards <span>GOP</span>	4,254	5.8%

99% of expected vote in



## Florida's 8th District

### Democratic results

CANDIDATE	VOTES	PCT.
Joanne Terry <b>DEM</b> ✓	29,483	<b>54.6%</b>
Danelle Dodge <b>DEM</b>	24,506	<b>45.4%</b>

99% of expected vote in

### Republican results

Bill Posey\* **GOP** ran unopposed.

\*Incumbent



## Florida's 9th District

### Democratic results

Darren Soto\* **DEM** ran unopposed.

\*Incumbent

### Republican results

CANDIDATE	VOTES	PCT.
Scotty Moore <b>GOP</b> ✓	16,961	<b>55.9%</b>
Jose Castillo <b>GOP</b>	7,529	<b>24.8%</b>
Adianis Morales <b>GOP</b>	3,966	<b>13.1%</b>
Sergio Ortiz <b>GOP</b>	1,898	<b>6.3%</b>

99% of expected vote in



## Florida's 10th District

### Democratic results

CANDIDATE	VOTES	PCT.
Maxwell Frost <b>DEM</b> ✓	19,271	<b>34.7%</b> ▸
Randolph Bracy <b>DEM</b>	13,711	<b>24.7%</b> ▸
Alan Grayson <b>DEM</b>	8,531	<b>15.4%</b> ▸
Corrine Brown <b>DEM</b>	5,278	<b>9.5%</b> ▸

99% of expected vote in

### Republican results

CANDIDATE	VOTES	PCT.
Calvin Wimbish <b>GOP</b> ✓	12,101	<b>44.4%</b> ▸
Tuan Le <b>GOP</b>	3,611	<b>13.3%</b> ▸
Peter Weed <b>GOP</b>	3,548	<b>13%</b> ▸
Thuy Lowe <b>GOP</b>	3,197	<b>11.7%</b> ▸

99% of expected vote in



## Florida's 11th District

### Democratic results

Shante Munns <b>DEM</b> ran unopposed.
--

### Republican results

CANDIDATE	VOTES	PCT.
Daniel Webster* <b>GOP</b> ✓	43,471	<b>51.1%</b> ▸
Laura Loomer <b>GOP</b>	37,612	<b>44.2%</b> ▸
Gavriel Soriano <b>GOP</b>	4,070	<b>4.8%</b> ▸

99% of expected vote in

\*Incumbent



## Florida's 12th District

### Democratic results

Kimberly Walker **DEM** ran unopposed.

### Republican results

CANDIDATE	VOTES	PCT.
Gus Bilirakis* <b>GOP</b> ✓	67,135	<b>79.7%</b>
Jack Martin <b>GOP</b>	7,785	<b>9.2%</b>
Chris Leiser <b>GOP</b>	3,995	<b>4.7%</b>
Brian Perras <b>GOP</b>	3,212	<b>3.8%</b>

99% of expected vote in

\*Incumbent



## Florida's 13th District

### Democratic results

Eric Lynn **DEM** ran unopposed.

### Republican results

CANDIDATE	VOTES	PCT.
Anna Luna <b>GOP</b> ✓	37,133	<b>44.5%</b>
Kevin Hayslett <b>GOP</b>	28,088	<b>33.6%</b>
Amanda Makki <b>GOP</b>	14,156	<b>17%</b>
Christine Quinn <b>GOP</b>	2,508	<b>3%</b>

99% of expected vote in



## Florida's 14th District

### Democratic results

CANDIDATE	VOTES	PCT.
Kathy Castor* <span>DEM</span> ✓	62,503	90.4%
Christopher Bradley <span>DEM</span>	6,674	9.6%

99% of expected vote in

\*Incumbent

### Republican results

CANDIDATE	VOTES	PCT.
James Judge <span>GOP</span> ✓	20,455	53.1%
Jerry Torres <span>GOP</span>	11,389	29.6%
Samar Nashagh <span>GOP</span>	6,649	17.3%

99% of expected vote in



## Florida's 15th District

### Democratic results

CANDIDATE	VOTES	PCT.
Alan Cohn <span>DEM</span> ✓	14,913	33.1%
Gavin Brown <span>DEM</span>	10,014	22.2%
Eddie Geller <span>DEM</span>	9,840	21.9%
Cesar Ramirez <span>DEM</span>	7,809	17.3%

99% of expected vote in

### Republican results

CANDIDATE	VOTES	PCT.
Laurel Lee <span>GOP</span> ✓	22,457	41.5%
Kelli Stargel <span>GOP</span>	15,058	27.8%
Jackie Toledo <span>GOP</span>	6,292	11.6%
Demetries Grimes <span>GOP</span>	5,628	10.4%

99% of expected vote in





## Florida's 16th District

### Democratic results

Jan Schneider **DEM** ran unopposed.

### Republican results

CANDIDATE	VOTES	PCT.
Vern Buchanan* <b>GOP</b> ✓	63,982	<b>86.2%</b>
Martin Hyde <b>GOP</b>	10,206	<b>13.8%</b>

99% of expected vote in \*Incumbent



## Florida's 17th District

### Democratic results

Andrea Kale **DEM** ran unopposed.

### Republican results

Greg Steube\* **GOP** ran unopposed.

\*Incumbent



## Florida's 18th District

### Republican results

CANDIDATE	VOTES	PCT.
Scott Franklin* <b>GOP</b> ✓	44,876	<b>73.1%</b>
Jennifer Raybon <b>GOP</b>	6,597	<b>10.7%</b>
Wendy Schmeling <b>GOP</b>	4,097	<b>6.7%</b>



## Florida's 19th District

### Democratic results

Cindy Banyai **DEM** ran unopposed.

### Republican results

CANDIDATE	VOTES	PCT.
Byron Donalds* <b>GOP</b> ✓	76,153	<b>83.7%</b>
Jim Huff <b>GOP</b>	14,791	<b>16.3%</b>

99% of expected vote in

\*Incumbent



## Florida's 20th District

### Democratic results

CANDIDATE	VOTES	PCT.
Sheila Cherfilus-McCormick* <b>DEM</b> ✓	47,536	<b>65.6%</b>
Dale Holness <b>DEM</b>	20,749	<b>28.6%</b>
Anika Omphroy <b>DEM</b>	4,194	<b>5.8%</b>

99% of expected vote in

\*Incumbent

### Republican results

Drew-Montez Clark **GOP** ran unopposed.



## Florida's 21st District

### Democratic results

Corinna Balderramos Robinson **DEM** ran unopposed.

### Republican results

CANDIDATE	VOTES	PCT.
Brian Mast* <b>GOP</b> ✓	56,448	<b>78.1%</b>
Jeff Buongiorno <b>GOP</b>	8,831	<b>12.2%</b>
Melissa Martz <b>GOP</b>	6,177	<b>8.5%</b>
Ljubo Skrbic <b>GOP</b>	853	<b>1.2%</b>
99% of expected vote in		*Incumbent



## Florida's 22nd District

### Democratic results

Lois Frankel\* **DEM** ran unopposed.

\*Incumbent

### Republican results

CANDIDATE	VOTES	PCT.
Dan Franzese <b>GOP</b>	11,960	<b>34.7%</b>
Deborah Adeimy <b>GOP</b>	11,827	<b>34.3%</b>
Rod Dorilas <b>GOP</b>	6,583	<b>19.1%</b>
Peter Arianas <b>GOP</b>	2,080	<b>6%</b>
99% of expected vote in		



## Florida's 23rd District

### Democratic results

CANDIDATE	VOTES	PCT.
Jared Moskowitz <b>DEM</b> ✓	38,766	<b>61.1%</b>
Ben Sorensen <b>DEM</b>	12,998	<b>20.5%</b>
Hava Holzhauser <b>DEM</b>	5,271	<b>8.3%</b>
Allen Ellison <b>DEM</b>	3,953	<b>6.2%</b>

99% of expected vote in

### Republican results

CANDIDATE	VOTES	PCT.
Joe Budd <b>GOP</b> ✓	12,582	<b>37.6%</b>
James Pruden <b>GOP</b>	7,392	<b>22.1%</b>
Darlene Cerezo Swaffar <b>GOP</b>	3,872	<b>11.6%</b>
Christy McLaughlin <b>GOP</b>	3,828	<b>11.4%</b>

99% of expected vote in



## Florida's 24th District

### Democratic results

CANDIDATE	VOTES	PCT.
Frederica Wilson* <b>DEM</b> ✓	56,750	<b>89.3%</b>
Kevin Harris <b>DEM</b>	6,812	<b>10.7%</b>

99% of expected vote in

\*Incumbent

### Republican results

CANDIDATE	VOTES	PCT.
Jesus Navarro <b>GOP</b> ✓	6,372	<b>64.5%</b>
Lavern Spicer <b>GOP</b>	3,506	<b>35.5%</b>

99% of expected vote in



## Florida's 25th District

### Democratic results

CANDIDATE	VOTES	PCT.
Debbie Wasserman Schultz* <span>DEM</span> ✓	50,507	89%
Robert Millwee <span>DEM</span>	6,235	11%

99% of expected vote in \*Incumbent

### Republican results

CANDIDATE	VOTES	PCT.
Carla Spalding <span>GOP</span> ✓	16,411	71.6%
Rubin Young <span>GOP</span>	6,510	28.4%

99% of expected vote in



## Florida's 26th District

### Democratic results

Christine Olivo <span>DEM</span> ran unopposed.
---

### Republican results

CANDIDATE	VOTES	PCT.
Mario Diaz-Balart* <span>GOP</span> ✓	36,841	84.3%
Darren Aquino <span>GOP</span>	6,881	15.7%

99% of expected vote in \*Incumbent



## Florida's 27th District

### Democratic results

CANDIDATE	VOTES	PCT.
Annette Taddeo <span>DEM</span> ✓	27,005	67.8%
Ken Russell <span>DEM</span>	10,330	25.9%
Angel Montalvo <span>DEM</span>	2,493	6.3%

99% of expected vote in

### Republican results

CANDIDATE	VOTES	PCT.
Maria Elvira Salazar* <span>GOP</span> ✓	33,750	80.8%
Frank Polo <span>GOP</span>	8,022	19.2%

99% of expected vote in

\*Incumbent



## Florida's 28th District

### Democratic results

CANDIDATE	VOTES	PCT.
Robert Asencio <span>DEM</span> ✓	18,497	69.3%
Juan Paredes <span>DEM</span>	8,209	30.7%

99% of expected vote in

### Republican results

CANDIDATE	VOTES	PCT.
Carlos Gimenez* <span>GOP</span> ✓	28,753	73.4%
Carlos Garin <span>GOP</span>	6,048	15.4%
Karl Miller <span>GOP</span>	4,395	11.2%

99% of expected vote in

\*Incumbent

SOURCE: <https://www.politico.com/2022-election/results/florida/>