


Georgia 2022 Primary Election Results

Governor (Dem primary)

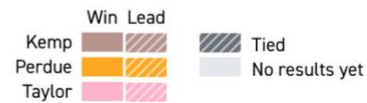
Stacey Abrams **DEM** ran unopposed.



Governor (GOP primary)

CANDIDATE	VOTES	PCT.
Brian Kemp*	885,626	73.7%
David Perdue	261,726	21.8%
Kandiss Taylor	41,119	3.4%
Catherine Davis	9,752	0.8%

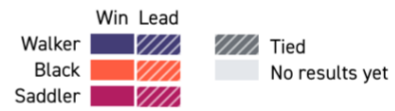
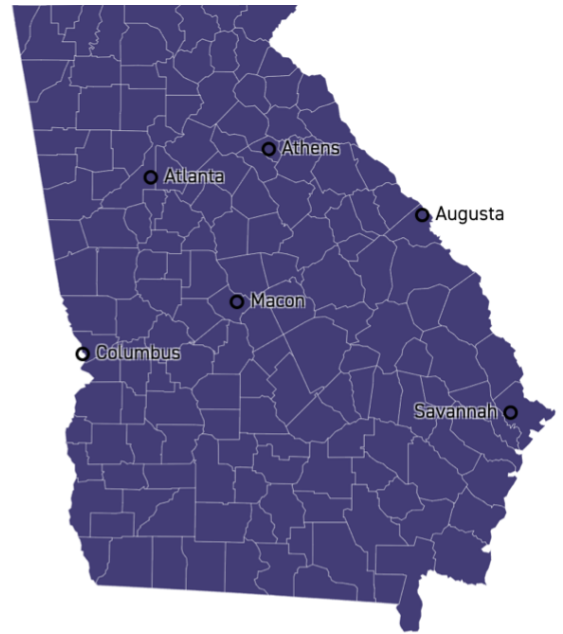
99% of expected vote in *Incumbent



U.S. Senate (GOP primary)

CANDIDATE	VOTES	PCT.
● Herschel Walker ✓	801,552	68.2% ▬
● Gary Black	156,998	13.4% ▬
● Latham Saddler	104,062	8.9% ▬
● Josh Clark	46,555	4% ▬
● Kelvin King	37,791	3.2% ▬
● Jonathan McColumn	28,500	2.4% ▬

99% of expected vote in



U.S. Senate (Dem primary)

CANDIDATE	VOTES	PCT.
● Raphael Warnock* ✓	698,901	96% ▬
● Tamara Johnson-Shealey	28,792	4% ▬

99% of expected vote in

*Incumbent





Georgia's 1st District

Democratic results

JUNE 21 RUNOFF

VOTES PCT.

Wade Herring	DEM ✓	12,785	61.9%
Joyce Griggs	DEM	7,857	38.1%

99% of expected vote in

Republican results

Buddy Carter* **GOP** ran unopposed.

*Incumbent

Earlier results

MAY 24 PRIMARY

VOTES PCT.

Joyce Griggs	DEM ✓	21,847	48.6%
Wade Herring	DEM ✓	17,090	38%
Michelle Munroe	DEM	6,028	13.4%

99% of expected vote in



Georgia's 2nd District

Democratic results

CANDIDATE

VOTES PCT.

Sanford Bishop*	DEM ✓	55,854	93.6%
Joe O'Hara	DEM	3,796	6.4%

99% of expected vote in

*Incumbent

Republican results

JUNE 21 RUNOFF

VOTES PCT.

Chris West	GOP ✓	14,615	51.3%
Jeremy Hunt	GOP	13,860	48.7%

99% of expected vote in

Earlier results

MAY 24 PRIMARY

VOTES PCT.

Jeremy Hunt	GOP ✓	22,813	37%
Chris West	GOP ✓	18,588	30.1%
Wayne Johnson	GOP	11,530	18.7%
Vivian Childs	GOP	3,957	6.4%



Georgia's 3rd District

Democratic results

Val Almonord **DEM** ran unopposed.

Republican results

CANDIDATE	VOTES	PCT.
Drew Ferguson* GOP ✓	96,268	82.7%
Jared Craig GOP	20,168	17.3%

99% of expected vote in *Incumbent



Georgia's 4th District

Democratic results

Hank Johnson* **DEM** ran unopposed.

*Incumbent

Republican results

CANDIDATE	VOTES	PCT.
Jonathan Chavez GOP ✓	21,888	78.3%
Surrea Ivy GOP	6,059	21.7%

99% of expected vote in



Georgia's 5th District

Democratic results

CANDIDATE	VOTES	PCT.
Nikema Williams* DEM ✓	77,751	86.3%
Valencia Stovall DEM	8,598	9.5%
Charlotte Macbagito DEM	3,739	4.2%

96.3% of expected vote in *Incumbent

Republican results

Christian Zimm GOP ran unopposed.



Georgia's 6th District

Democratic results

CANDIDATE	VOTES	PCT.
Bob Christian DEM ✓	18,681	55.6%
Wayne White DEM	14,946	44.4%

97.4% of expected vote in

Republican results

JUNE 21 RUNOFF	VOTES	PCT.
Rich McCormick GOP ✓	27,418	66.5%
Jake Evans GOP	13,788	33.5%

99% of expected vote in

Earlier results

MAY 24 PRIMARY	VOTES	PCT.
Rich McCormick GOP ✓	48,824	43.1%
Jake Evans GOP ✓	26,064	23%
Mallory Staples GOP	10,119	8.9%



Georgia's 7th District

Democratic results

CANDIDATE	VOTES	PCT.
Lucy McBath* DEM ✓	33,442	63%
Carolyn Bourdeaux* DEM	16,262	30.7%
Donna McLeod DEM	3,344	6.3%

98.5% of expected vote in *Incumbent

Republican results

JUNE 21 RUNOFF	VOTES	PCT.
Mark Gonsalves GOP ✓	8,568	70.1%
Michael Corbin GOP	3,660	29.9%

99% of expected vote in

Earlier results

MAY 24 PRIMARY	VOTES	PCT.
Michael Corbin GOP ✓	18,546	41.2%
Mark Gonsalves GOP ✓	12,311	27.3%
Lisa McCoy GOP	6,338	14.1%
Mary West GOP	4,346	9.7%

98.2% of expected vote in



Georgia's 8th District

Democratic results

Darrius Butler DEM ran unopposed.
--

Republican results

Austin Scott* GOP ran unopposed.

*Incumbent



Georgia's 9th District

Democratic results

Mike Ford **DEM** ran unopposed.

Republican results

CANDIDATE	VOTES	PCT.
Andrew Clyde* GOP ✓	90,457	76.4%
Ben Souther GOP	17,907	15.1%
Michael Boggus GOP	4,223	3.6%
J. Gregory Howard GOP	3,461	2.9%

99% of expected vote in *Incumbent



Georgia's 10th District

Democratic results

JUNE 21 RUNOFF	VOTES	PCT.
Tabitha Johnson-Green DEM ✓	9,057	64.4%
Jessica Fore DEM	5,015	35.6%

99% of expected vote in

Republican results

JUNE 21 RUNOFF	VOTES	PCT.
Mike Collins GOP ✓	30,525	74.5%
Vernon Jones GOP	10,457	25.5%

99% of expected vote in



Georgia's 11th District

Democratic results

Antonio Daza **DEM** ran unopposed.

Republican results

Barry Loudermilk* **GOP** ran unopposed.

*Incumbent



Georgia's 12th District

Democratic results

Elizabeth Johnson **DEM** ran unopposed.

Republican results

Rick Allen* **GOP** ran unopposed.

*Incumbent



Georgia's 13th District

Democratic results

CANDIDATE	VOTES	PCT.
David Scott* DEM ✓	60,143	65.7% ▬
Mark Baker DEM	11,512	12.6% ▬
Shastity Driscoll DEM	10,800	11.8% ▬
Vincent Fort DEM	9,036	9.9% ▬

97.8% of expected vote in

*Incumbent

Republican results

CANDIDATE	VOTES	PCT.
Caesar Gonzales GOP ✓	12,574	57.3% ▬
Calina Plotky GOP	4,978	22.7% ▬
Dominika Hawkins GOP	4,409	20.1% ▬

98.7% of expected vote in



Georgia's 14th District

Democratic results

CANDIDATE	VOTES	PCT.
Marcus Flowers DEM ✓	20,042	74.7%
Wendy Davis DEM	5,125	19.1%
Holly McCormack DEM	1,660	6.2%

99% of expected vote in

Republican results

CANDIDATE	VOTES	PCT.
Marjorie Taylor Greene* GOP ✓	72,098	69.5%
Jennifer Strahan GOP	17,572	16.9%
Eric Cunningham GOP	6,375	6.1%
James Haygood GOP	3,785	3.7%

99% of expected vote in

*Incumbent

Source: <https://www.politico.com/2022-election/results/georgia/>