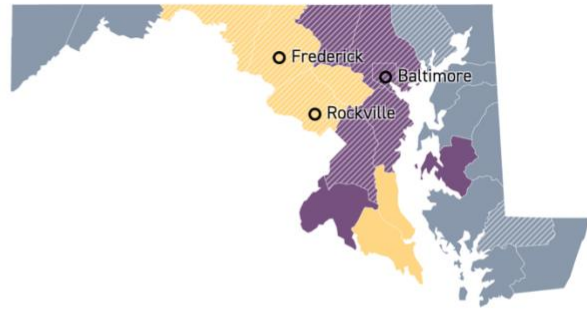


# Maryland 2022 Primary Election Results

## Governor (Dem primary)

CANDIDATE	VOTES	PCT.
<span style="color: purple;">●</span> Wes Moore <span style="color: purple;">✓</span>	217,508	<b>32.4%</b>
<span style="color: yellow;">●</span> Tom Perez	202,136	<b>30.1%</b>
<span style="color: blue;">●</span> Peter Franchot	141,577	<b>21.1%</b>
<span style="color: blue;">●</span> Rushern Baker	26,590	<b>4%</b>
<span style="color: lightblue;">●</span> Douglas Gansler	25,477	<b>3.8%</b>


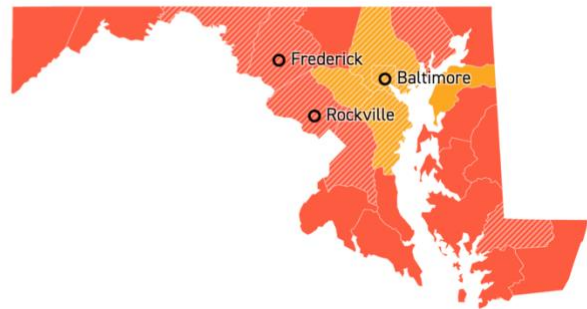
99% of expected vote in



## Governor (GOP primary)

CANDIDATE	VOTES	PCT.
<span style="color: red;">●</span> Dan Cox <span style="color: red;">✓</span>	153,415	<b>52%</b>
<span style="color: yellow;">●</span> Kelly Schulz	128,291	<b>43.5%</b>
<span style="color: brown;">●</span> Robin Ficker	8,267	<b>2.8%</b>
<span style="color: pink;">●</span> Joe Werner	5,074	<b>1.7%</b>

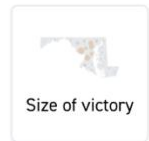
99% of expected vote in



## U.S. Senator (Dem primary)

CANDIDATE	VOTES	PCT.
Chris Van Hollen* ✓	534,944	80.8%
Michelle Smith	127,080	19.2%

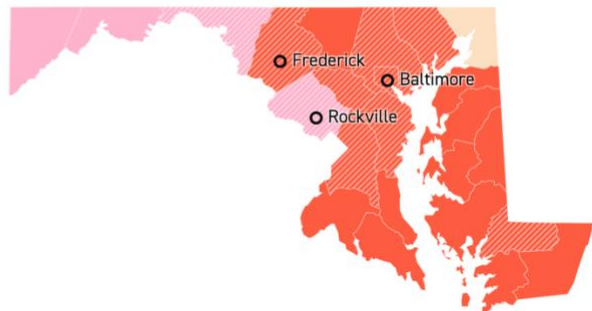
99% of expected vote in \*Incumbent



## U.S. Senator (GOP primary)

CANDIDATE	VOTES	PCT.
Chris Chaffee ✓	50,512	20.8%
Lorie Friend	35,711	14.7%
John Thormann	33,290	13.7%
Joseph Perez	26,359	10.8%

98.5% of expected vote in





## Maryland's 1st District

### Democratic results

CANDIDATE	VOTES	PCT.
Heather Mizeur <span>DEM</span> ✓	34,549	68.8%
David Harden <span>DEM</span>	15,683	31.2%

99% of expected vote in

### Republican results

Andy Harris\* GOP ran unopposed.

\*Incumbent



## Maryland's 2nd District

### Democratic results

CANDIDATE	VOTES	PCT.
Dutch Ruppersberger* <span>DEM</span> ✓	62,896	75.5%
George Croom <span>DEM</span>	8,465	10.2%
Marques Dent <span>DEM</span>	7,728	9.3%
Liri Fusha <span>DEM</span>	4,218	5.1%

99% of expected vote in

\*Incumbent

### Republican results

CANDIDATE	VOTES	PCT.
Nicolee Ambrose <span>GOP</span> ✓	12,201	32.3%
Dave Wallace <span>GOP</span>	7,643	20.2%
Michael Geppi <span>GOP</span>	5,595	14.8%
Berney Flowers <span>GOP</span>	4,983	13.2%

99% of expected vote in



## Maryland's 3rd District

### Democratic results

CANDIDATE	VOTES	PCT.
John Sarbanes* <span>DEM</span> ✓	63,790	84.6%
Ben Beardsley <span>DEM</span>	6,854	9.1%
Jake Pretot <span>DEM</span>	4,728	6.3%

99% of expected vote in

\*Incumbent

### Republican results

CANDIDATE	VOTES	PCT.
Yuripzy Morgan <span>GOP</span> ✓	13,198	33.6%
Joe Kelley <span>GOP</span>	8,924	22.7%
Antonio Pitocco <span>GOP</span>	8,041	20.5%
Thomas Harris <span>GOP</span>	4,966	12.6%

99% of expected vote in



## Maryland's 4th District

### Democratic results

CANDIDATE	VOTES	PCT.
Glenn Ivey <b>DEM</b> ✓	42,791	<b>51.8%</b> ▬
Donna Edwards <b>DEM</b>	29,114	<b>35.2%</b> ▬
Angela Angel <b>DEM</b>	4,678	<b>5.7%</b> ▬
Tammy Allison <b>DEM</b>	1,726	<b>2.1%</b> ▬

99% of expected vote in

### Republican results

CANDIDATE	VOTES	PCT.
Jeff Warner <b>GOP</b> ✓	2,414	<b>58.7%</b> ▬
George McDermott <b>GOP</b>	1,091	<b>26.5%</b> ▬
Eric Loeb <b>GOP</b>	607	<b>14.8%</b> ▬

99% of expected vote in



## Maryland's 5th District

### Democratic results

CANDIDATE	VOTES	PCT.
Steny Hoyer* <b>DEM</b> ✓	68,729	<b>71.3%</b> ▬
McKayla Wilkes <b>DEM</b>	18,403	<b>19.1%</b> ▬
Keith Washington <b>DEM</b>	9,222	<b>9.6%</b> ▬

99% of expected vote in

\*Incumbent

### Republican results

CANDIDATE	VOTES	PCT.
Chris Palombi <b>GOP</b> ✓	24,423	<b>67.5%</b> ▬
Vanessa Hoffman <b>GOP</b>	3,538	<b>9.8%</b> ▬
Tannis Villanova <b>GOP</b>	2,445	<b>6.8%</b> ▬
Michael Lemon <b>GOP</b>	1,818	<b>5%</b> ▬



## Maryland's 6th District

### Democratic results

CANDIDATE	VOTES	PCT.
David Trone* <b>DEM</b> ✓	44,362	<b>79%</b> ▬
Ben Smilowitz <b>DEM</b>	8,995	<b>16%</b> ▬
George Gluck <b>DEM</b>	2,788	<b>5%</b> ▬

98.9% of expected vote in

\*Incumbent

### Republican results

CANDIDATE	VOTES	PCT.
Neil Parrott <b>GOP</b> ✓	31,663	<b>62.6%</b> ▬
Matthew Foldi <b>GOP</b>	7,496	<b>14.8%</b> ▬
Mariela Roca <b>GOP</b>	3,858	<b>7.6%</b> ▬
Colt Black <b>GOP</b>	3,787	<b>7.5%</b> ▬

99% of expected vote in



## Maryland's 7th District

### Democratic results

CANDIDATE	VOTES	PCT.
Kweisi Mfume* <span>DEM</span> ✓	80,118	85.2% <span>▬</span>
Tashi Davis <span>DEM</span>	7,141	7.6% <span>▬</span>
Wayne McNeal <span>DEM</span>	4,890	5.2% <span>▬</span>
Elihu El <span>DEM</span>	1,885	2% <span>▬</span>

99% of expected vote in \*Incumbent

### Republican results

CANDIDATE	VOTES	PCT.
Scott Collier <span>GOP</span> ✓	2,873	34.6% <span>▬</span>
Lorrie Sigley <span>GOP</span>	2,245	27.1% <span>▬</span>
Michael Pearson <span>GOP</span>	1,906	23% <span>▬</span>
Ray Bly <span>GOP</span>	1,271	15.3% <span>▬</span>

99% of expected vote in



## Maryland's 8th District

### Democratic results

CANDIDATE	VOTES	PCT.
Jamie Raskin* <span>DEM</span> ✓	108,989	93.9% <span>▬</span>
Andalib Odulate <span>DEM</span>	7,071	6.1% <span>▬</span>

99% of expected vote in \*Incumbent

### Republican results

CANDIDATE	VOTES	PCT.
Gregory Coll <span>GOP</span> ✓	11,438	83.6% <span>▬</span>
Michael Yadeta <span>GOP</span>	2,245	16.4% <span>▬</span>

99% of expected vote in

Source: <https://www.politico.com/2022-election/results/maryland/house/>