



NEVADA 2022 PRIMARY ELECTION RESULTS





Governor (Dem primary)

CANDIDATE	VOTES	PCT.
● Steve Sisolak* ✓	131,028	89.3% 
● Tom Collins	10,370	7.1% 

97.8% of expected vote in










*Incumbent

Governor (GOP primary)

CANDIDATE	VOTES	PCT.
● Joe Lombardo ✓	77,319	38.3% 
● Joey Gilbert	54,676	27.1% 
● Dean Heller	28,510	14.1% 
● John Lee	16,160	8% 










98.6% of expected vote in

U.S. Senator (Dem primary)

CANDIDATE	VOTES	PCT.
 Catherine Cortez Masto* 	133,327	90.8% 
 Corey Reid	3,952	2.7% 
 Allen Rheinhart	3,007	2% 
 Stephanie Kasheta	2,951	2% 

97.9% of expected vote in *Incumbent

U.S. Senator (GOP primary)

CANDIDATE	VOTES	PCT.
 Adam Laxalt 	112,504	55.7% 
 Sam Brown	69,519	34.4% 
 Sharelle Mendenhall	6,149	3% 
 William Conrad	3,066	1.5% 

98.5% of expected vote in



Nevada's 1st District

Democratic results

CANDIDATE	VOTES	PCT.
Dina Titus* DEM ✓	28,464	81.5%
Amy Vilela DEM	6,458	18.5%

83.5% of expected vote in *Incumbent

Republican results

CANDIDATE	VOTES	PCT.
Mark Robertson GOP ✓	10,887	30.1%
David Brog GOP	6,313	17.5%
Carolina Serrano GOP	6,060	16.8%
Crescent Hardy GOP	4,266	11.8%

91.4% of expected vote in



Nevada's 2nd District

Democratic results

CANDIDATE	VOTES	PCT.
Elizabeth Krause DEM ✓	18,692	48.6%
Tim Hanifan DEM	5,498	14.3%
Michael Doucette DEM	4,771	12.4%
Rahul Joshi DEM	3,027	7.9%

75.5% of expected vote in

Republican results

CANDIDATE	VOTES	PCT.
Mark Amodei* GOP ✓	43,709	54.7%
Danny Tarkanian GOP	26,262	32.9%
Joel Beck GOP	5,902	7.4%
Catherine Sampson GOP	2,614	3.3%

95.9% of expected vote in *Incumbent



Nevada's 3rd District

Democratic results

CANDIDATE	VOTES	PCT.
Susie Lee* DEM ✓	30,320	89.6%
Randell Hynes DEM	3,516	10.4%

83.8% of expected vote in

*Incumbent

Republican results

CANDIDATE	VOTES	PCT.
April Becker GOP ✓	24,906	65%
John Kovacs GOP	4,262	11.1%
Clark Bossert GOP	3,934	10.3%
Noah Malgeri GOP	3,487	9.1%

91.6% of expected vote in



Nevada's 4th District

Democratic results

Steven Horsford* DEM ran unopposed.		
--	--	--

*Incumbent

Republican results

CANDIDATE	VOTES	PCT.
Sam Peters GOP ✓	19,093	48%
Annie Black GOP	16,404	41.2%
Chance Bonaventura GOP	4,287	10.8%

91.8% of expected vote in

Sources: <https://www.politico.com/2022-election/results/nevada/>