
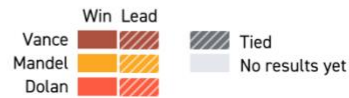
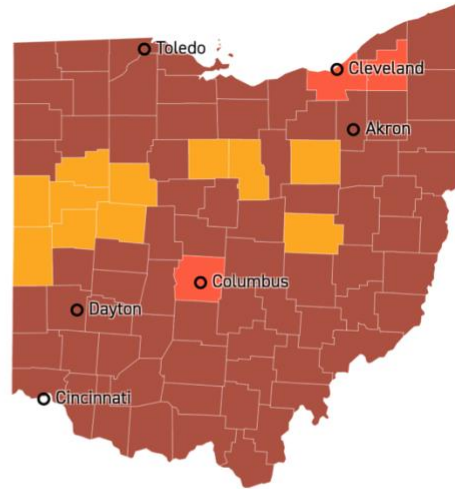


# OHIO 2022 PRIMARY ELECTION RESULTS

## U.S. Senate (GOP primary)

CANDIDATE	VOTES	PCT.
J.D. Vance ✓	340,991	32.2%
Josh Mandel	253,051	23.9%
Matt Dolan	247,042	23.3%
Mike Gibbons	123,417	11.7%
Jane Timken	62,237	5.9%

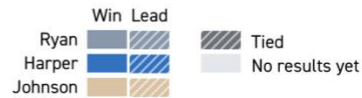
99% of expected vote in



## U.S. Senate (Dem primary)

CANDIDATE	VOTES	PCT.
Tim Ryan ✓	355,764	69.7%
Morgan Harper	90,485	17.7%
Traci Johnson	64,113	12.6%

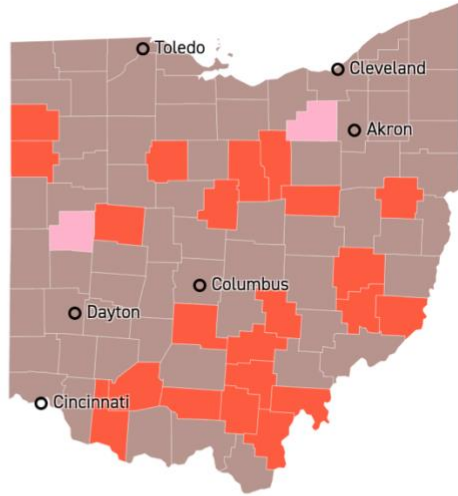
98% of expected vote in



### Governor (GOP primary)

CANDIDATE	VOTES	PCT.
● Mike DeWine* ✓	514,374	<b>48.1%</b>
● Jim Renacci	299,515	<b>28%</b>
● Joe Blystone	232,716	<b>21.8%</b>
● Ron Hood	22,212	<b>2.1%</b>

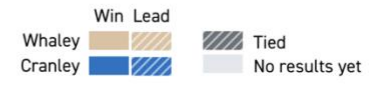
99% of expected vote in \*Incumbent



### Governor (Dem primary)

CANDIDATE	VOTES	PCT.
● Nan Whaley ✓	326,329	<b>65%</b>
● John Cranley	175,771	<b>35%</b>

98% of expected vote in





## Ohio's 1st District

### Republican results

Steve Chabot\* **GOP** ran unopposed.

\*Incumbent

### Democratic results

Greg Landsman **DEM** ran unopposed.



## Ohio's 2nd District

### Republican results

CANDIDATE	VOTES	PCT.
Brad Wenstrup* <b>GOP</b> ✓	56,169	<b>77.3%</b>
James Condit <b>GOP</b>	9,156	<b>12.6%</b>
David Windisch <b>GOP</b>	7,307	<b>10.1%</b>

99% of expected vote in

\*Incumbent

### Democratic results

CANDIDATE	VOTES	PCT.
Samantha Meadows <b>DEM</b> ✓	11,553	<b>72.1%</b>
Alan Darnowsky <b>DEM</b>	4,468	<b>27.9%</b>

98% of expected vote in



## Ohio's 3rd District

### Republican results

Lee Stahley **GOP** ran unopposed.

### Democratic results

Joyce Beatty\* **DEM** ran unopposed.

\*Incumbent



## Ohio's 4th District

### Republican results

Jim Jordan\* **GOP** ran unopposed.

\*Incumbent

### Democratic results

CANDIDATE	VOTES	PCT.
Tamie Wilson <b>DEM</b> ✓	10,704	<b>51.7%</b>
Jeffrey Sites <b>DEM</b>	9,983	<b>48.3%</b>



## Ohio's 5th District

### Republican results

Bob Latta\* **GOP** ran unopposed.

\*Incumbent

### Democratic results

CANDIDATE	VOTES	PCT.
Craig Swartz <b>DEM</b> ✓	14,420	<b>55.2%</b> ▬
Martin Heberling <b>DEM</b>	11,726	<b>44.8%</b> ▬

98% of expected vote in



## Ohio's 6th District

### Republican results

CANDIDATE	VOTES	PCT.
Bill Johnson* <b>GOP</b> ✓	56,774	<b>77.3%</b> ▬
John Anderson <b>GOP</b>	9,130	<b>12.4%</b> ▬
Michael Morgenstern <b>GOP</b>	4,887	<b>6.7%</b> ▬
Gregory Zelenitz <b>GOP</b>	2,610	<b>3.6%</b> ▬

99% of expected vote in

\*Incumbent

### Democratic results

CANDIDATE	VOTES	PCT.
Louis Lyras <b>DEM</b> ✓	8,579	<b>31.3%</b> ▬
Eric Jones <b>DEM</b>	6,931	<b>25.3%</b> ▬
Shawna Roberts <b>DEM</b>	6,825	<b>24.9%</b> ▬
Martin Alexander <b>DEM</b>	5,043	<b>18.4%</b> ▬

98% of expected vote in



## Ohio's 7th District

### Republican results

CANDIDATE	VOTES	PCT.
Max Miller <b>GOP</b> ✓	42,728	<b>71.8%</b> ▬
Jonah Schulz <b>GOP</b>	8,230	<b>13.8%</b> ▬
Charlie Gaddis <b>GOP</b>	5,515	<b>9.3%</b> ▬
Anthony Alexander <b>GOP</b>	3,004	<b>5.1%</b> ▬

### Democratic results

CANDIDATE	VOTES	PCT.
Matthew Diemer <b>DEM</b> ✓	12,481	<b>55%</b> ▬
Tristan Rader <b>DEM</b>	7,368	<b>32.5%</b> ▬
Patrick Malley <b>DEM</b>	2,844	<b>12.5%</b> ▬

98% of expected vote in



## Ohio's 8th District

### Republican results

CANDIDATE	VOTES	PCT.
Warren Davidson* <b>GOP</b> ✓	45,488	<b>71.2%</b> ▬
Phil Heimlich <b>GOP</b>	18,365	<b>28.8%</b> ▬

99% of expected vote in \*Incumbent

### Democratic results

Vanessa Enoch **DEM** ran unopposed.



## Ohio's 9th District

### Republican results

CANDIDATE	VOTES	PCT.
J.R. Majewski <b>GOP</b> ✓	21,657	<b>35.8%</b> ▬
Craig Riedel <b>GOP</b>	18,565	<b>30.7%</b> ▬
Theresa Gavarone <b>GOP</b>	17,377	<b>28.7%</b> ▬
Beth Deck <b>GOP</b>	2,906	<b>4.8%</b> ▬

### Democratic results

Marcy Kaptur\* **DEM** ran unopposed.

\*Incumbent



## Ohio's 10th District

### Republican results

Mike Turner\* **GOP** ran unopposed.

\*Incumbent

### Democratic results

CANDIDATE	VOTES	PCT.
David Esrati <b>DEM</b> ✓	10,265	<b>31.3%</b> ▬
Jeff Hardenbrook <b>DEM</b>	8,492	<b>25.9%</b> ▬
Baxter Stapleton <b>DEM</b>	8,366	<b>25.5%</b> ▬
Kirk Benjamin <b>DEM</b>	5,673	<b>17.3%</b> ▬



## Ohio's 11th District

### Republican results

CANDIDATE	VOTES	PCT.
Eric Brewer <span>GOP</span> ✓	8,118	57.6% <span>—</span>
James Hemphill <span>GOP</span>	5,976	42.4% <span>▸</span>

99% of expected vote in

### Democratic results

CANDIDATE	VOTES	PCT.
Shontel Brown* <span>DEM</span> ✓	43,997	66.3% <span>—</span>
Nina Turner <span>DEM</span>	22,329	33.7% <span>▸</span>

98% of expected vote in

\*Incumbent



## Ohio's 12th District

### Republican results

CANDIDATE	VOTES	PCT.
Troy Balderson* <span>GOP</span> ✓	65,566	82.4% <span>—</span>
Brandon Lape <span>GOP</span>	14,020	17.6% <span>▸</span>

99% of expected vote in

\*Incumbent

### Democratic results

CANDIDATE	VOTES	PCT.
Amy Rippel-Elton <span>DEM</span> ✓	12,535	56.6% <span>—</span>
Michael Fletcher <span>DEM</span>	9,618	43.4% <span>▸</span>

98% of expected vote in



## Ohio's 13th District

### Republican results

CANDIDATE		VOTES	PCT.
Madison Gesiotto Gilbert	<b>GOP</b> ✓	16,057	<b>28.6%</b> ▶
Gregory Wheeler	<b>GOP</b>	13,123	<b>23.4%</b> ▶
Janet Folger Porter	<b>GOP</b>	9,284	<b>16.6%</b> ▶
Shay Hawkins	<b>GOP</b>	6,408	<b>11.4%</b> ▶

99% of expected vote in

### Democratic results

Emilia Sykes **DEM** ran unopposed.



## Ohio's 14th District

### Republican results

CANDIDATE		VOTES	PCT.
David Joyce*	<b>GOP</b> ✓	57,613	<b>75.7%</b> —
Patrick Awtrey	<b>GOP</b>	12,179	<b>16%</b> ▶
Bevin Cormack	<b>GOP</b>	6,279	<b>8.3%</b> ▶

99% of expected vote in

\*Incumbent

### Democratic results

Matt Kilboy **DEM** ran unopposed.



## Ohio's 15th District

### Republican results

Mike Carey **GOP** ran unopposed.

### Democratic results

Gary Josephson **DEM** ran unopposed.

SOURCE: <https://www.politico.com/2022-election/results/ohio/house/>