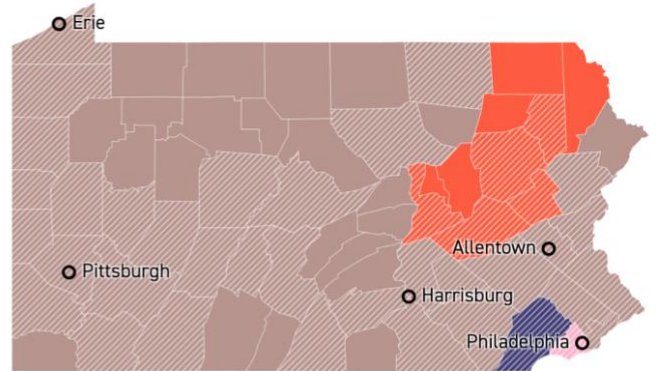


Pennsylvania 2022 Primary Election Results

Governor (GOP primary)

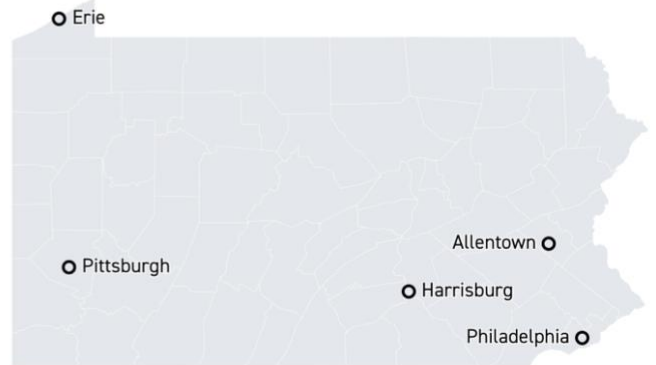
CANDIDATE	VOTES	PCT.
● Douglas Mastriano ✓	591,044	43.8% ▬
● Lou Barletta	273,007	20.2% ▬
● Bill McSwain	212,684	15.8% ▬
● Dave White	128,966	9.6% ▬

99% of expected vote in



Governor (Dem primary)

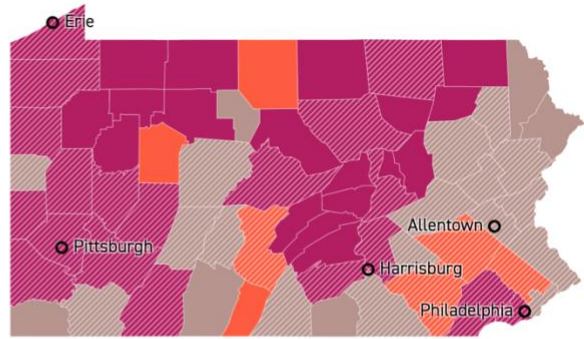
Josh Shapiro DEM ran unopposed.



U.S. Senate (GOP primary)

CANDIDATE	VOTES	PCT.
Mehmet Oz ✓	419,882	31.2%
Dave McCormick	418,911	31.1%
Kathy Barnette	331,800	24.7%
Carla Sands	73,301	5.4%

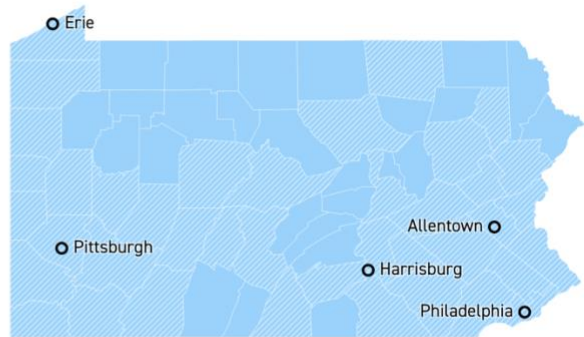
99% of expected vote in




U.S. Senate (Dem primary)

CANDIDATE	VOTES	PCT.
John Fetterman ✓	751,537	58.6%
Conor Lamb	336,607	26.3%
Malcolm Kenyatta	139,121	10.9%
Alex Khalil	54,240	4.2%

99% of expected vote in





Pennsylvania's 1st District

Republican results

CANDIDATE	VOTES	PCT.
Brian Fitzpatrick* GOP ✓	60,456	65.6%
Alex Entin GOP	31,769	34.4%

99% of expected vote in *Incumbent

Democratic results

Ashley Ehasz **DEM** ran unopposed.



Pennsylvania's 2nd District

Republican results

Aaron Bashir **GOP** ran unopposed.

Democratic results

Brendan Boyle* **DEM** ran unopposed.

*Incumbent




Pennsylvania's 3rd District

Democratic results

CANDIDATE	VOTES	PCT.
Dwight Evans* DEM ✓	97,709	75.7%
Alexandra Hunt DEM	25,712	19.9%
Michael Cogbill DEM	5,728	4.4%

99% of expected vote in *Incumbent



Pennsylvania's 4th District

Republican results

CANDIDATE		VOTES	PCT.
Christian Nascimento	GOP ✓	46,982	69.1%
Daniel Burton	GOP	21,022	30.9%

98.6% of expected vote in

Democratic results

Madeleine Dean* **DEM** ran unopposed.

*Incumbent



Pennsylvania's 5th District

Republican results

David Galluch **GOP** ran unopposed.

Democratic results

Mary Gay Scanlon* **DEM** ran unopposed.

*Incumbent



Pennsylvania's 6th District

Republican results

CANDIDATE		VOTES	PCT.
Guy Ciarrocchi	GOP ✓	23,226	33.2%
Steve Fanelli	GOP	20,984	30%
Ron Vogel	GOP	15,451	22.1%
Pegina Mauro	GOP	10,287	14.9%

Democratic results

Chrissy Houlahan* **DEM** ran unopposed.

*Incumbent



Pennsylvania's 7th District

Republican results

CANDIDATE	VOTES	PCT.
Lisa Scheller GOP ✓	34,494	51.3%
Kevin Dellicker GOP	32,703	48.7%

99% of expected vote in

Democratic results

Susan Wild* **DEM** ran unopposed.

*Incumbent



Pennsylvania's 8th District

Republican results

CANDIDATE	VOTES	PCT.
Jim Bognet GOP ✓	46,990	68.7%
Mike Marsicano GOP	21,374	31.3%

99% of expected vote in

Democratic results

Matt Cartwright* **DEM** ran unopposed.

*Incumbent



Pennsylvania's 9th District

Republican results

Dan Meuser* **GOP** ran unopposed.

*Incumbent

Democratic results

Amanda Waldman **DEM** ran unopposed.



Pennsylvania's 10th District

Republican results

Scott Perry* **GOP** ran unopposed.

*Incumbent

Democratic results

CANDIDATE	VOTES	PCT.
Shamaine Daniels DEM ✓	32,203	52.5%
Rick Coplen DEM	29,082	47.5%

98.9% of expected vote in



Pennsylvania's 11th District

Republican results

Lloyd Smucker* **GOP** ran unopposed.

*Incumbent

Democratic results

Bob Hollister **DEM** ran unopposed.



Pennsylvania's 12th District

Republican results

Mike J. Doyle **GOP** ran unopposed.

Democratic results

CANDIDATE	VOTES	PCT.
Summer Lee DEM ✓	47,958	41.9%
Steve Irwin DEM	46,980	41%
Jerry Dickinson DEM	12,429	10.9%
Jeff Woodard DEM	5,450	4.8%



Pennsylvania's 13th District

Republican results

John Joyce* **GOP** ran unopposed.

*Incumbent



Pennsylvania's 14th District

Republican results

Guy Reschenthaler* **GOP** ran unopposed.

*Incumbent



Pennsylvania's 15th District

Republican results

Glenn Thompson* **GOP** ran unopposed.

*Incumbent



Pennsylvania's 16th District

Republican results

Mike Kelly* **GOP** ran unopposed.

*Incumbent

Democratic results

CANDIDATE	VOTES	PCT.
Dan Pastore DEM ✓	44,165	69.1%
Rick Telesz DEM	19,764	30.9%

99% of expected vote in



Pennsylvania's 17th District

Republican results

CANDIDATE	VOTES	PCT.
Jeremy Shaffer GOP ✓	40,951	58.7%
Jason Killmeyer GOP	16,785	24%
Kathy Coder GOP	12,070	17.3%

98.5% of expected vote in

Democratic results

CANDIDATE	VOTES	PCT.
Chris Deluzio DEM ✓	62,332	63.7%
Sean Meloy DEM	35,593	36.3%

98.9% of expected vote in

Source: <https://www.politico.com/2022-election/results/pennsylvania/>